



Vantage Metal Works, Inc.

MS 1.5" & 2" Flashing (10ft. 0 in.)

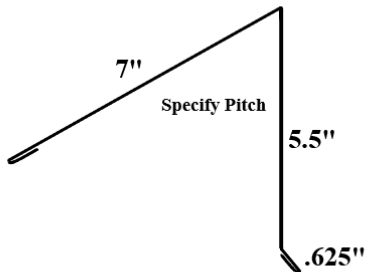
Standard Ridge



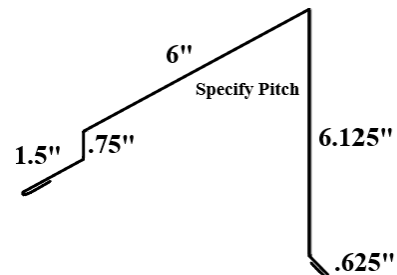
Full Vented Ridge



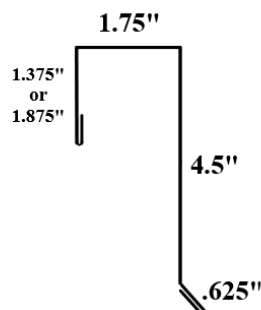
Clerestory



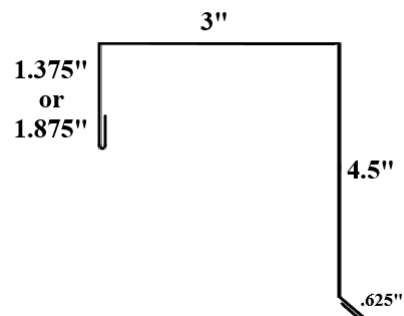
Vented Clerestory



Standard Gable



3\"/>

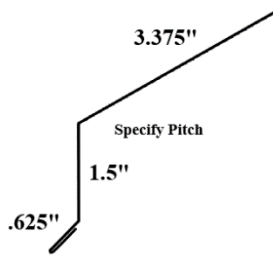




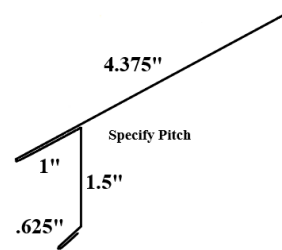
Vantage Metal Works, Inc.

MS 1.5" & 2" Flashing (10ft. 0in.)

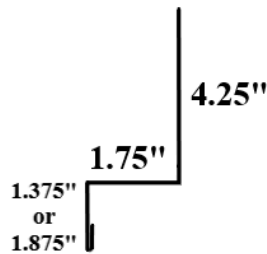
Standard Eave



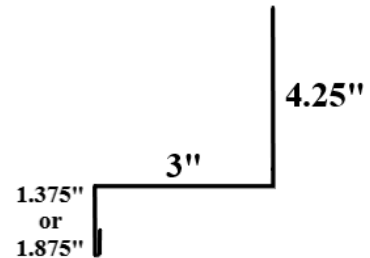
Return Eave



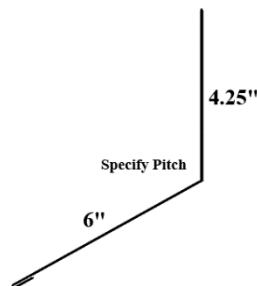
Standard Sidewall



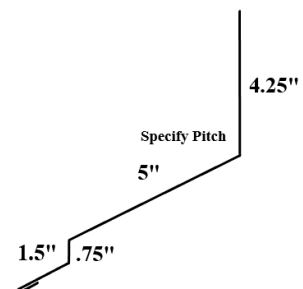
3" Compensating Sidewall



Standard Endwall



Vented Endwall

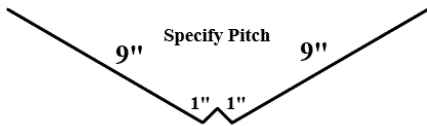




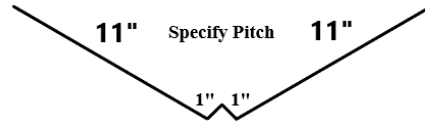
Vantage Metal Works, Inc.

MS 1.5" & 2" Flashing (10ft. 0in.)

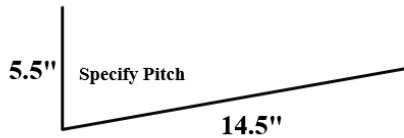
20" Valley




24" Valley



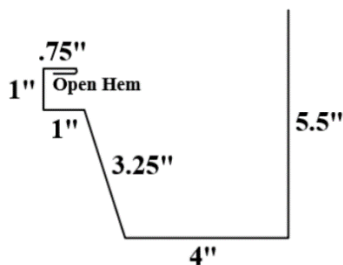
Top Pan



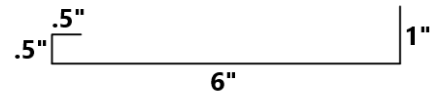
Reglet



Box Gutter



Gutter Hanger

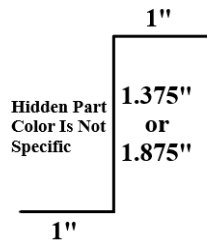




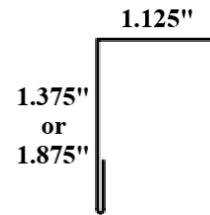
Vantage Metal Works, Inc.

MS 1.5" & 2" Flashing (10ft. 0in.)

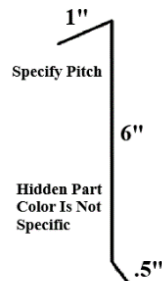
Zee Closure



Alternate L Closure



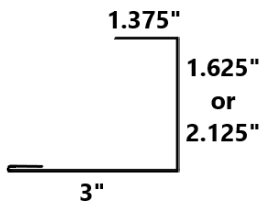
Clerestory Cleat



Gable Support Cleat



Support Flashing



Offset Cleat

